

Dear Story Time Friends,

Here are some Hopewell Public Library favorites that you can read at home. If you don't already have these books, click on YouTube for a read-aloud experience.

I've included 5 books - one for each day of the week, as well as some ideas I've used with my children, grandchildren and former students... and some that other teachers and parents have shared on the web. Look for new selections each week. Be well and safe!

Ms. Jennifer

When Spring Comes by Kevin Henkes.

- [Click here to watch a read-aloud on YouTube](#)

Then...

1. Cut out some pictures of spring from a seed catalog or magazine and make a spring collage.
2. Make your own bubbles by mixing 3.5 quarts of water, 2 cups Dawn or Joy dish detergent and 1 cup of sugar. Allow to sit overnight.
3. Take a walk to look for signs of spring. Maybe even dig for worms!



Chicka Chicka Boom Boom by Bill Martin.

- [Click here to watch a read-aloud on YouTube](#)

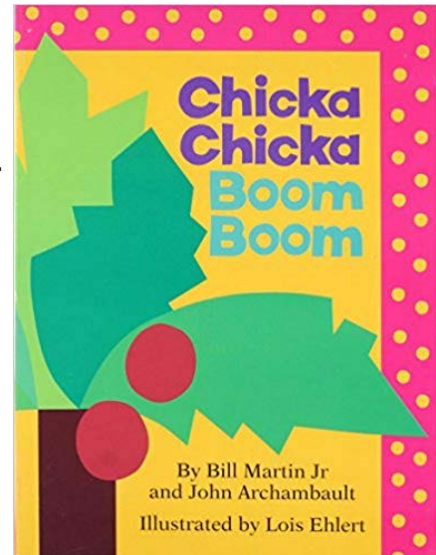
Then...

1. Trace your child's hand with green crayon. Draw a tree trunk with brown crayon below. Glue on alphabet letters or use alphabet stickers.

(Older children will enjoy picking out the letters in their own name and having them climb up the tree.)

2. Sing the alphabet song, cook up some alphabet pasta or soup for lunch.

3. Build towers with ABC blocks, Don't forget to knock them down!



Pezzettino by Leo Lionni.


- [Click here to watch a read-aloud on YouTube](#)

Then...

1. Cut out squares of colored paper. Glue them on construction paper to make more Pezzettino friends.

2. Use Duplos or Legos to build 3 dimensional Pezzettino-like creatures.

3. Create some Pezzettino puppets with paper, cardboard and tongue depressors and make up your own story!




The Puddle by David McPhail. .

- [Click here to watch a read-aloud on YouTube](#)

Then...

1. Make a sail boat for snack with a triangle of cheese for a sail, a toothpick and an apple slice.
2. Using empty containers (tuna can, deli container etc) make some boats and float them in a dishpan or wading pool of water.
3. Put on some boots and go puddle jumping!



Jennie's Hat by Ezra Jack Keats.

- [Click here to watch a read-aloud on YouTube](#)

Then...

1. Gather some twigs, moss, leaves, yarn and other materials and make a bird nest.
2. Make a bird feeder by putting some bird seed into a hollowed out half of a citrus fruit and hanging on a tree branch.
3. Make a crazy beautiful hat for yourself with a paper plate and glued on ribbons, buttons, yarn and other found materials!

